

FOX VALLEY ELEVATOR™



**RESIDENTIAL & COMMERCIAL
DUMBWAITERS**

SAFETY FIRST

Fox Valley Elevator is a new leader in residential and commercial dumbwaiter design, manufacturing, and safety. Our custom handcrafted dumbwaiters are engineered with top quality materials and assembled with pride at our facility in Appleton, Wisconsin.

MADE IN THE USA

Residential and commercial dumbwaiters manufactured by Fox Valley Elevator are made in the USA using US and globally sourced parts. Our dumbwaiters are designed to last as well as add value and convenience to your home or business for years to come. For additional peace of mind, Fox Valley Elevator dumbwaiter cars are equipped with UL and ETL listed controls.

DESIGNED FOR YOU

Our residential and commercial dumbwaiters offer design flexibility and superior performance. We work closely with our dealer network across the U.S. to help you select the residential or commercial dumbwaiter that perfectly suits your needs, style, and budget. We offer a wide variety of styles, finishes, and fixtures so you can customize your dumbwaiter to your own personal taste.



WE MAKE IT EASY TO ADD A DUMBWAITER TO YOUR HOME OR BUSINESS

Fox Valley Elevator has residential and commercial dumbwaiters down to a science. Whether its for your dream home, business or renovation project, let our highly experienced team assist you in a unit that best meets your needs.

- Designed for vertical transport of goods in multi-floor applications.
- Our dumbwaiters are powder coated steel or 304 stainless steel.
- Custom sizes allow Fox Valley Elevator to build dumbwaiters to meet specific lift needs.
- Our Winding Drum drive system and heavy-duty guide rails are designed for long service life.
- Safety is assured with a standard slack cable monitoring device, car safeties, top final limit switches, and UL listed control.
- In commercial applications, B Label 1.5-hour fire rated hoistway doors are available for complete safety and code compliance.



36
MONTH
LIMITED
WARRANTY

TRUSTED BY BUILDERS AND ARCHITECTS

Fox Valley Elevator products carry a full 36 month limited warranty – one of the many reasons more architects and builders recommend Fox Valley Elevator



FIND A CERTIFIED FOX VALLEY DEALER

Find an authorized Fox Valley Elevator Dealer in your area
800-238-8739 • www.foxvalleyelevator.com



Residential Units			
Mechanical Features		Cable-Waiter	Paca- Waiter
Weight Capacity	Up To...	100 lbs.	200 lbs.
Standard Car Sizes		20"x20"x30"	26"x26x36"
Travel	Up To...	50'	34'
Stops	Up To...	6 Stops	
Nominal Speed	Feet Per Minute	30 FPM	50 FPM
Overhead	Minimum space above top of car. Additional overhead required for overhead machine and some types of car gates.	1'-6"	2'-0"
Electrical Requirements	Phase	Single	
	Voltage	110 V	230V
	Amperage	15 A	10 A
Drive System		Winding Drum	
Motor	Horsepower	3/4 HP	1.5 HP
Controller Size	Height x Width x Depth	18" x 18" x 6"	
Sheave	Diameter	4"	6-3/8"
Drum	Diameter	5-1/4"	5-3/4"
Cable Type		1/8" x 7 x 19 GAC	3/16" x 7 x 19 GAC
Rail Type	Steel	1-1/2" x 1-1/2" x 3/16" Angle	2" x 1" x 3/16" C Channel
Machine Placement		Above or Below	

Residential Applications

- Groceries/Packages
- Laundry
- Household Supplies
- Trash/Recyclables
- Water Softener Salt
- Firewood
- Suitcases
- Wine Cases
- Many More Options



Commercial Units			
Mechanical Features		Paca-Waiter	Paca-Waiter
Weight Capacity		300 lbs.	500 lbs.
Standard Car Sizes		30"x30"x40"	36"x36"x48"
Travel	Up To...	63'	
Stops	Up To...	6 Stops	
Nominal Speed	Feet Per Minute	60 FPM	
Overhead	Minimum space above top of car. Additional overhead required for overhead machine and some types of car gates.	2'-3"	
Electrical Requirements (Buck Boost Required on Paca-Waiter Units for voltage other than 230V)	Phase	Single	
	Voltage	230 V	
	Amperage	25 A	
Drive System		Winding Drum	
Motor	Horsepower	2 HP	3 HP
Controller Size	Height x Width x Depth	24" x 24" x 8"	
Sheave	Diameter	7-3/4"	
Drum	Diameter	7-3/4"	
Cable Type		1/4" x 7 x 19 GAC	
Rail Type	Steel	2" x 1" x 3/16" C Channel	
Machine Placement		Above or Below	

Commercial Applications

- Restaurants
- Retail Stores
- Medical Facilities
- Offices
- Financial Institutions
- Funeral Homes
- Libraries
- Places of Worship
- Hotels
- Many More Options

Residential and commercial dumbwaiters have the same Hoistway Door options, use the same Access Door materials, and have the same finishes to choose from.

DUMBWAITER LOCATION OPTIONS

- Counter Loading (Shown Below)
- Floor Loading (Pit Required)

MACHINE LOCATION OPTIONS

- Above Car on Rail
- Below Car on Rail (Shown Below)



UL "B" LABEL HOISTWAY DOOR(S)

For Residential and Commercial Units



Swing
Counter Loading



Bi-Parting
Counter Loading



Slide-Up
Floor Loading

HOISTWAY DOOR OPTIONS

- Keyed Emergency Release
- Fusible Link
- Frame Mounted Push Buttons
- Lantern & Chime
- Stainless Sill(s)

AVAILABLE FINISHES

- Primed Steel
- Stainless Steel



Lantern & Chime

**Commercial fixtures only in Stainless Steel*

ACCESS DOOR(S)

UL "B" Label Access Door(s)

Finishes:

- Primed Steel
- #4 Brushed Stainless Steel
- Powder Coated



#4 Brushed Stainless Steel



Powder Coated

**CYLINDER LOCK NOT SHOWN
ON ACCESS DOORS*


CAR GATES (REQUIRED)



Tambour/Roll Up
(Residential Only)

FINISHES


- Almond
- Black
- Metallic
- Gray



Bi-Parting

FINISHES

- Powder Coated Steel
- #4 Stainless Steel



Slide-Up


FINISHES

- Powder Coated Steel
- #4 Stainless Steel

Please contact your Fox Valley Elevator Authorized Dealer for which gate style will work for your application.



CAR FINISHES



HALL STATIONS

- Car Here
- Keylock - Addition or Replace Buttons




FINISHES

- #4 Brushed Stainless Steel
- #4 Brushed Muntz (Residential Interior Only)
- #8 Polished Stainless Steel (Residential Interior Only)
- #8 Polished Muntz (Residential Interior Only)
- Dark Oxide (Residential Interior Only)
- NEMA 4 Weatherproof- Stainless Steel Only



#4 Brushed
Stainless



#4 Brushed
Muntz



#8 Polished
Stainless



#8 Polished
Muntz



Dark
Oxide

INTERLOCK(S) (REQUIRED)

- GAL-SN or N
- EMI III (Residential Use Only)
- HG-2 Dual Contact Interlock (Commercial Doors Only)

*GAL or HG2 Interlocks are
Required on Commercial Unit*



ADDITIONAL OPTIONS

- Bottom Final Limit Switch (Models 007 & 011)
- Buffer Springs
- Car Light
- Stand Alone Position Indicator
- Shelves
- Limited Overhead (100# & 200# Roll-Up Gate Only)
- Buck Boost Transformer
- Kellum Grip
- Retiring Cam
- Door Open Buzzer (100# & 200# units only)

FOX VALLEY ELEVATOR™

IS A PROUD MEMBER OF



Fox Valley Elevator is a proud member of the American Society of Mechanical Engineers (ASME), National Association of Elevator Contractors (NAEC), Canadian Elevator Contractors Association and Association of Members of the Accessibility Industry (AEMA). These symbols assure you of our commitment to high quality and accessibility to everyone.



800-238-8739
www.foxvalleyelevator.com
1726 North Ballard Road • Suite 1
Appleton, WI 54911
Info@foxvalleyelevator.com

MADE IN THE USA



with US and Global Parts